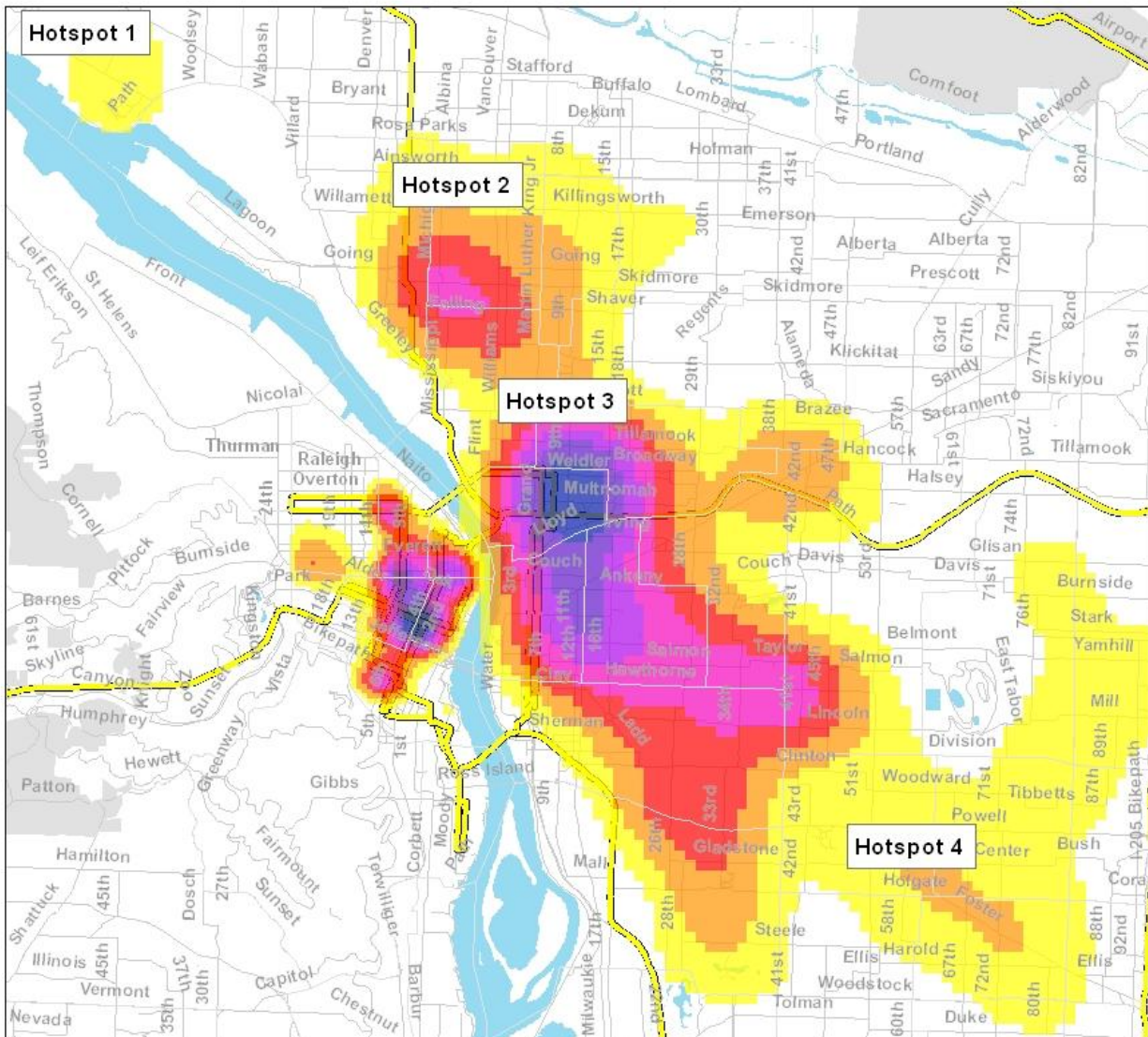
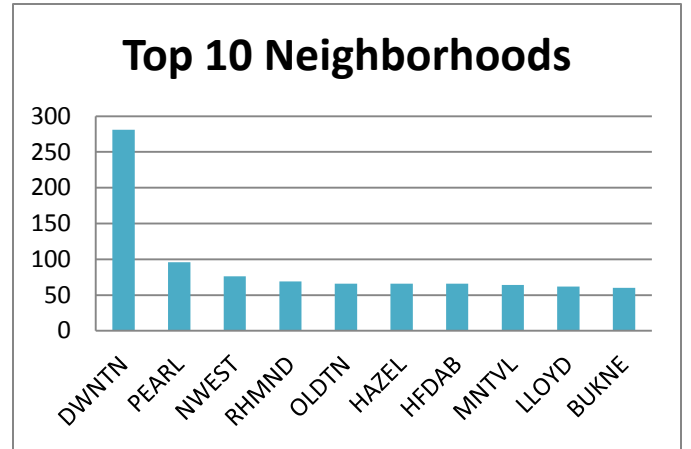
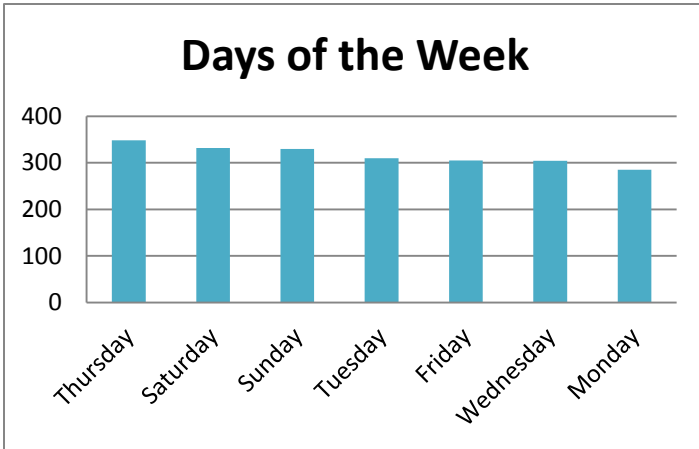




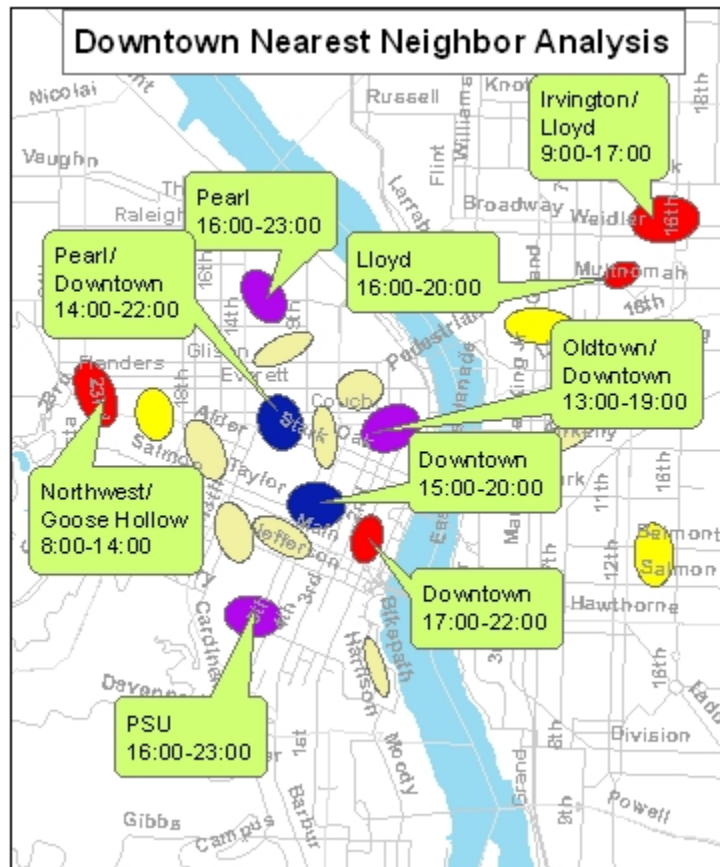
During the year 2011 a total of 2,214 incidents of bike thefts occurred, with hotspots occurring downtown, at the University of Portland, Interstate area, Broadway area, and southeast. Below is a map showing the kernel density hotspots with lighter colors representing less bike thefts and darker colors representing more bike thefts.

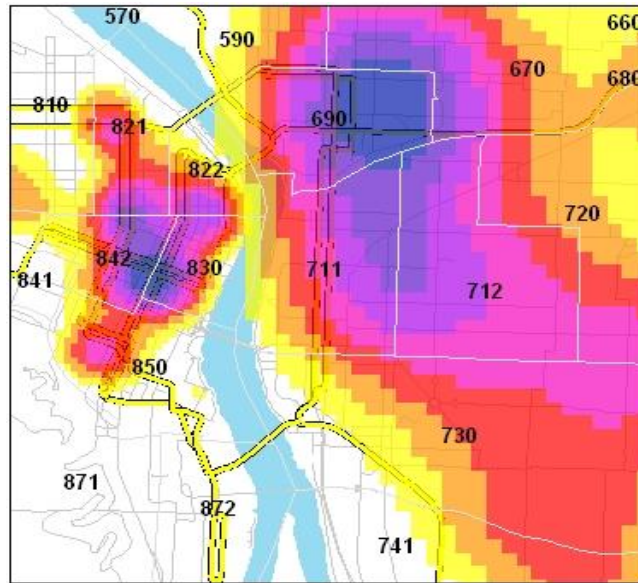




Thursday appears to be the most common day for bike thefts with even distribution across the rest of the week. The Downtown area has the most thefts potentially due to a higher population density or more bike commuters.

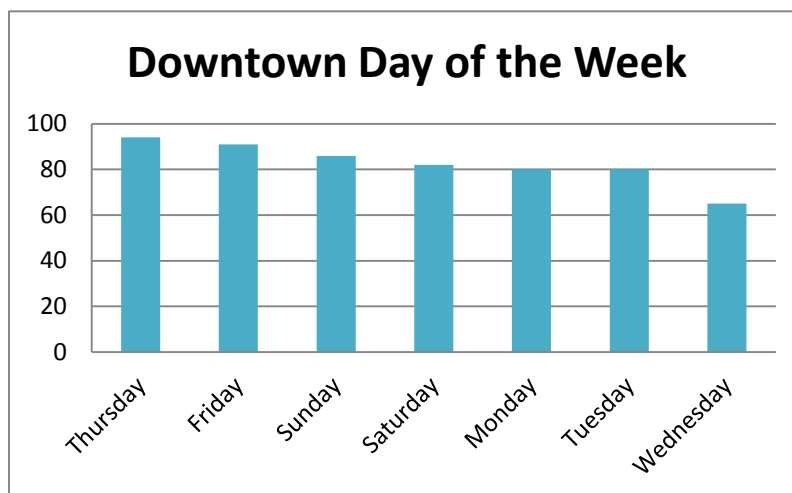
Because of the great number of thefts in the downtown area, a Nearest Neighbor Analysis was done to find any statistically significant clustering. Nearest Neighbor Analysis takes the distance from one incident to the next closest incident, computes the mean, and then compares this mean to what would be expected in a random distribution of incidents.





Only a few spots in the downtown area account for 26% of all bicycle thefts citywide. The time of day for these areas varies, but for the most part they are reported in the afternoon to early evening. In terms of the days of the week, these areas do not vary too much from the overall count of bike thefts with the weekends having the most thefts. This is surprising when one considers the weekdays to be the most common day for bike riders to commute to and from work. Possible explanations include:

- An increase of bikes due to an increase in recreational riders
- People may leave their bikes parked over night or in one particular area longer since they are not required to be at work at a particular time





In the downtown area the most commonly stolen bike is a Trek, but upon further review, Trek is also the most commonly bought bike (including most of the bikes that are most commonly stolen). \$500 dollars is the most common value amongst stolen bicycles, but the values range all the way from \$200 to 1 \$6,000 bicycle.

BRAND	BIKE THEFTS
TREK	65
SPECIALIZED	37
FUJI	26
KONA	26
CANNONDALE	18
GIANT	17
SCHWINN	16
RALEIGH	14
BIANCHI	14
JAMIS	14

Value	Bike Thefts
\$3,000	12
\$2,500	17
\$1,600	14
\$1,400	16
\$1,500	66
\$1,100	17
\$1,000	81
\$800	88
\$600	118
\$500	183
\$400	130

Here are some ways in which to prevent future bike thefts in the Portland area:

- Use U-Locks! Most stolen bikes reported having a cable lock that was broken and left at the scene; very few bikes using U-locks were reported stolen. Individuals living in 'secure residential apartments' should not leave their bikes outside their rooms in the hallways or unlocked in the basement. Either lock it with a U-lock in the basement or keep it inside your personal apartment.
- Local businesses and parking decks may try to open a secure parking spot for bikes instead of having riders park them openly in the street with easy access.
- Memorize your serial numbers! Only 28% of bike theft victims knew their bike's serial number- making it harder for police to identify the bike if recovered.
- Consider double locking, especially in areas where bike theft is common.
- See the Problem Oriented Policing guide on bike theft for additional recommendations:
http://www.popcenter.org/problems/bicycle_theft/print/